

1400 28 VDC GPU

Illustrated Parts List

400/600 A

Revision: July 2021



Contact Information

<https://itwgse.com/service-and-support/>

Europe, Middle East & Asia Pacific

ITW GSE ApS. Denmark
Tel: (+45) 63 18 60 00
Mail: support@itwgse.com

Americas

ITW GSE Inc. USA
Tel: (+1) 941 721 1000
Mail: support@itwgse.us

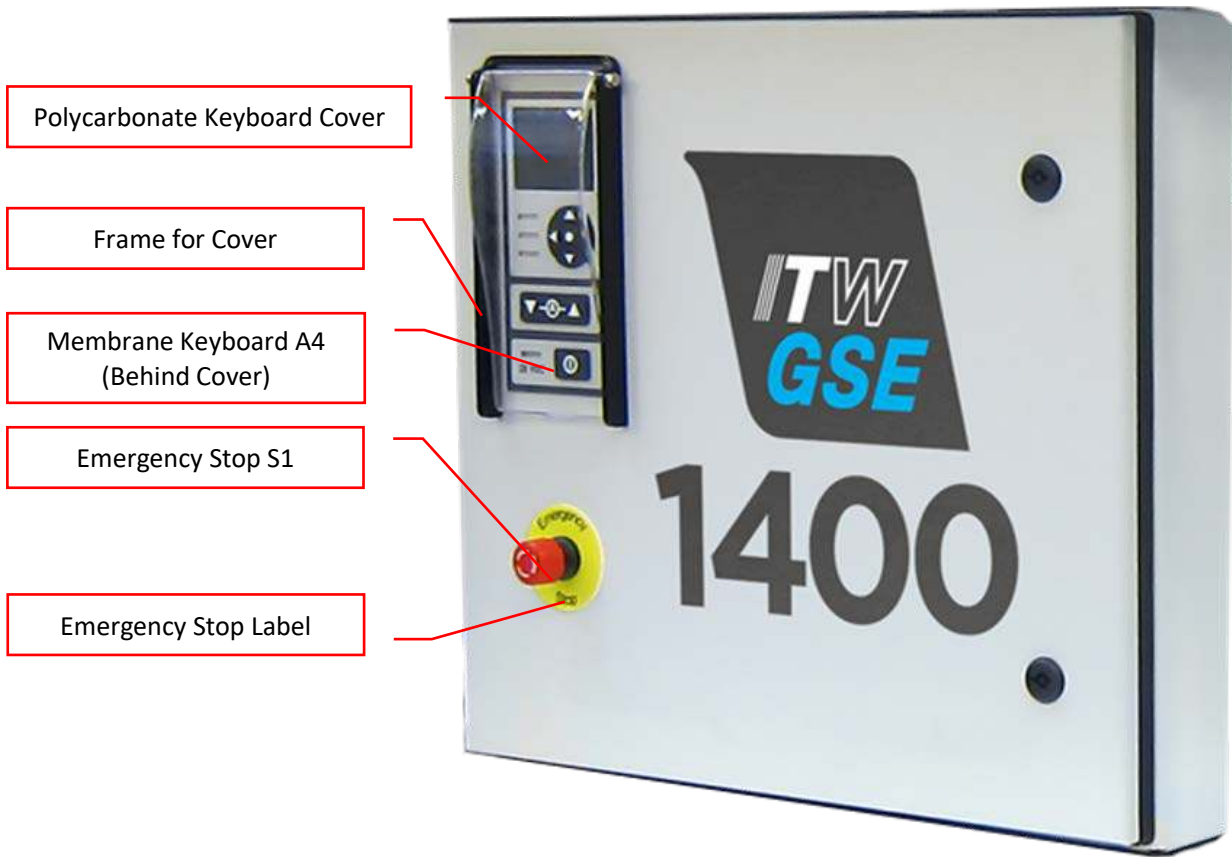


Figure 2: Front View



Figure 1: Back View




Figure 3: Front Door




Figure 4: Front View Internal Components

*Note: This part number differ for UL and CE configuration, check manual or contact ITW GSE support
 Note: Please refer to last page for part numbers

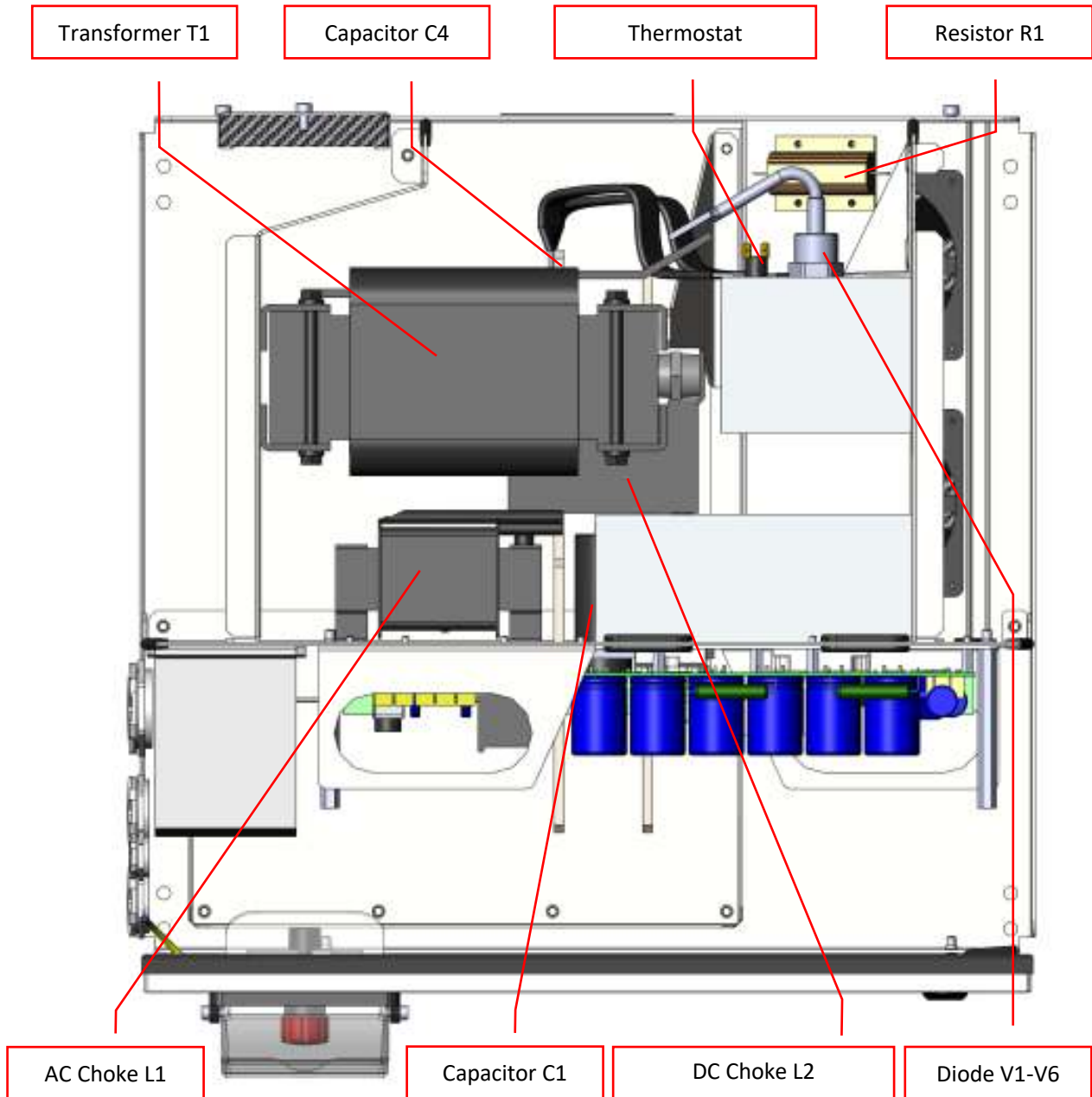


Figure 5: Top View Cut



Figure 6: Mobile 1400 GPU



Figure 7: Front View Remote Control Box




Figure 8: Inside View Remote Control Box

*Note: This part number differ for UL and CE configuration, check manual or contact ITW GSE support
 Note: Please refer to last page for part numbers

Comp. No.	Part No.	Description	Data
A1	579526	GSE Control Board	
A3	579536	Display	
A4	DV3022	Operator Membrane Keyboard	
C1	EL3305	Electrolytic Capacitor	C1 is 3 pcs. of EL3305
C2-C3	KP0490	Snubber Capacitor	
** C4	KP0490	Snubber Capacitor	
F2 PM1	SI2066	ATO fuse	10 A
F1 & F4 PM1	SI2075	ATO fuse	5 A
F3 PM1	SI2076	ATO fuse	2 A
G1	PS0010	DC Power Supply	24 VDC, 10.0 A
L1	DR0015	AC Choke	
L2	DR0016	DC Filter Choke	
M1-M2	VN0020	Fan	
PM1	543295	Power Module 28 VDC	
R1	MO0410	Resistor	22 Ohm, 100 W, 5 %
*Q1	DP0228	Circuit Breaker UL	40 A / 3 Pole
*Q1	DP0237	Circuit Breaker CE	50 A / 3 Pole
S1	AF0403	Emergency Stop, Compact	
T1	IT0044	Transformer, 28 V/600 A	
V1-6	DI0100	Power Diode	300 A / 400 V
Figure 1	AF0402	Emergency Stop Label	Ø70 mm
Figure 1 & 7	278164	Polycarbonate Keyboard Cover	
Figure 1 & 7	278165	Frame for Cover	RAL 9005 Black
Figure 2	AM0072	Air Filter Outlet	
Figure 3 & 8	278116	Inside Polycarbonate Cover	Poly carbonate plate
Figure 3 & 8	278124	Locking Brick for Emergency Stop	1,5 mm
Figure 3	SC0176	Cable with SUB-DB9	9 pole M/F,1:1,1.0 m
Figure 3	KA1031	Manual Holder	
Figure 4	AM0071	Air Filter Inlet	
Figure 6	HJ0005	Wheel	4,3 bar
Figure 7	534172	Painted Control Box	RAL 7035
Figure 7	DV3050	Yellow Background for EPO	RAL 1003

*Note: This part number differ for UL and CE configuration, check manual or contact ITW GSE support

** Note: Parts not illustrated.